

Venetian Pools Community Association

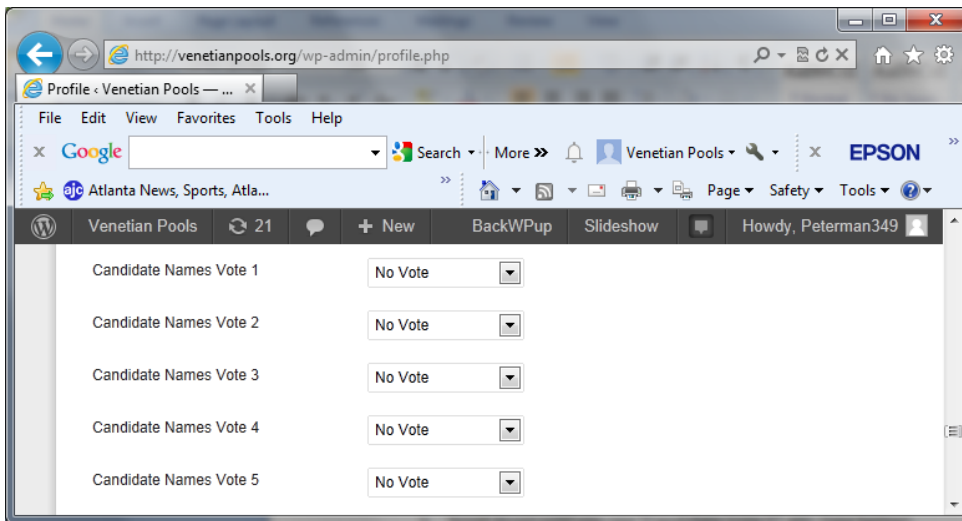
Voting Instructions

Vote to fill five vacancies on the VPCA Board of Directors for the 2013-2014. These are for two-year terms.

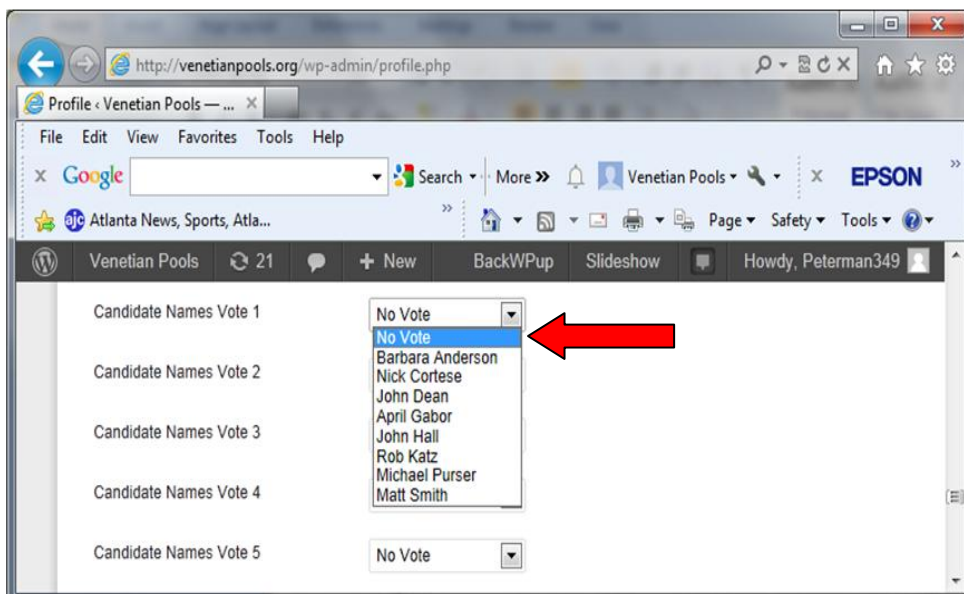
- You have **five** votes per membership (each family unit = 1 membership) for the VPCA Board of Directors. Votes may be distributed among candidates in any manner you wish that adds up to **five**, as set out in the VPCA bylaws (e.g. 3 votes to one candidate, 2 to another; or 1 vote to 5 candidates, or all 5 to one candidate, etc.) .
- Candidate Photos and Statements are available for review under Voting Matters on the Members Only part of <http://venetianpools.org>
- You may vote on-line through your user profile on the website: <http://venetianpools.org> (instructions are below) or you may return a signed ballot to the Venetian Voting folder at the pool front desk or mail to:
VPCA Election Committee
c/o Sophia Brothers Peterman
487 Burlington Road, NE
Atlanta GA 30307
- Only on-line voting or **signed paper ballots** will be counted.
- If both an on-line vote and a paper ballot are received from the same membership, the on-line vote will be the one that is counted.
- **Vote on-line or place the ballot in the Venetian Voting folder at the pool front desk by 9 p.m. on Monday, September 2. If the ballot is mailed to the above address, it must be received by Saturday, August 31.**

On-Line Voting Instructions

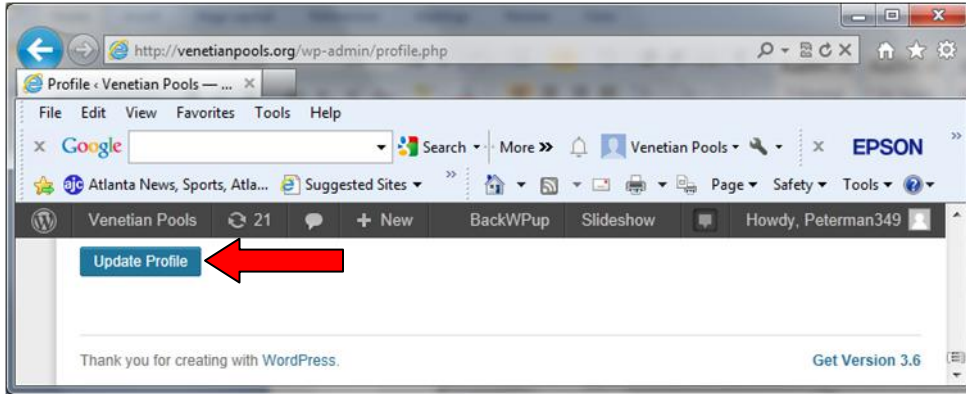
1. Go to www.venetianpools.org and log in. Contact communications@venetianpools.org for your username and a temporary password, if you do not have your username and password. Please save your username and password (you may change the password once you are logged in)—it is manual process for me to resend usernames and temporary passwords.
2. Go to “Edit My Profile” by hovering over “Howdy, *Your Name*” in the upper right-hand corner on the dark gray bar. Usually your profile shows up automatically when you log in.
3. Scroll down until you see “Candidate Names Vote 1”, etc. (see below).



4. For your first vote, click on the drop-down menu and click on the candidate that you choose (see arrow below). Cast each of your five votes in this way. As stated above, your five votes may be distributed among candidates in any manner you wish.



- To save your vote, scroll down to the bottom and click on “Update Profile” (see arrow below). You may change your vote until 9 p.m., Monday, September 2. If a member submits both a paper ballot and an on-line vote, the on-line vote will be counted and the paper ballot will not. You can check if your vote has been saved by logging out and then logging back in. If your vote has been saved, then it will show on your user profile.



- Contact Sophia Brothers Peterman, communications@venetianpools.org if you have any questions.